

ID Chair Concept

Antonio Citterio, 2010/2012



ID Chair Concept


Vitra develops new solutions for the changing work environment and has experimented with materials and technologies for the past fifty years with the aim of creating better office chairs.

The ID Chair Concept is a collection of office swivel chairs that puts all this experience and expertise into practice for the benefit of companies and the people who work for them.

The office chair is by far the most important piece of furniture for office workers, as it has a decisive influence on productivity, health and well-being in the workplace. Since individuals spend countless hours sitting at work, they not only expect 'their' chair to keep them healthy and fit, but also to help define their personal sphere within the space of the office.

The increasingly diverse expectations of employees run counter to the interests of companies: facility managers and procurement teams aim to rationalise purchasing, service and maintenance with standardised chairs.

It is not possible for a single office chair to satisfy these conflicting demands. Antonio Citterio, a master of systems, recognised the need for a unified range of versatile models in his collaborative work with Vitra. The ID Chair Concept was developed to meet the multifarious requirements – functional, economic and aesthetic – of both employees and companies in today's office world.



Antonio Citterio

The architect and designer Antonio Citterio, who lives and works in Milan, has collaborated with Vitra since 1988. Together they have produced a series of office chairs and various office systems, as well as products for the Vitra Home Collection. The Citterio Collection is constantly being expanded.

1	ID Chair Concept
2-3	Countless options
4-8	ID Chair, backrest
9-11	FlowMotion mechanism
12	Armrests and seat upholstery

13-18	Cover fabrics
19-20	Sustainable quality
21	Modular components
22-23	ID Air
24-25	ID Mesh

26-27	ID Soft
28-29	ID Soft L
30-31	ID Trim
32-33	ID Trim L



Different ID Chair models in unobtrusive grey tones.



A range of red tones adds a dynamic touch to office environments.



ID Chairs in warm earthy hues have a particularly understated character.



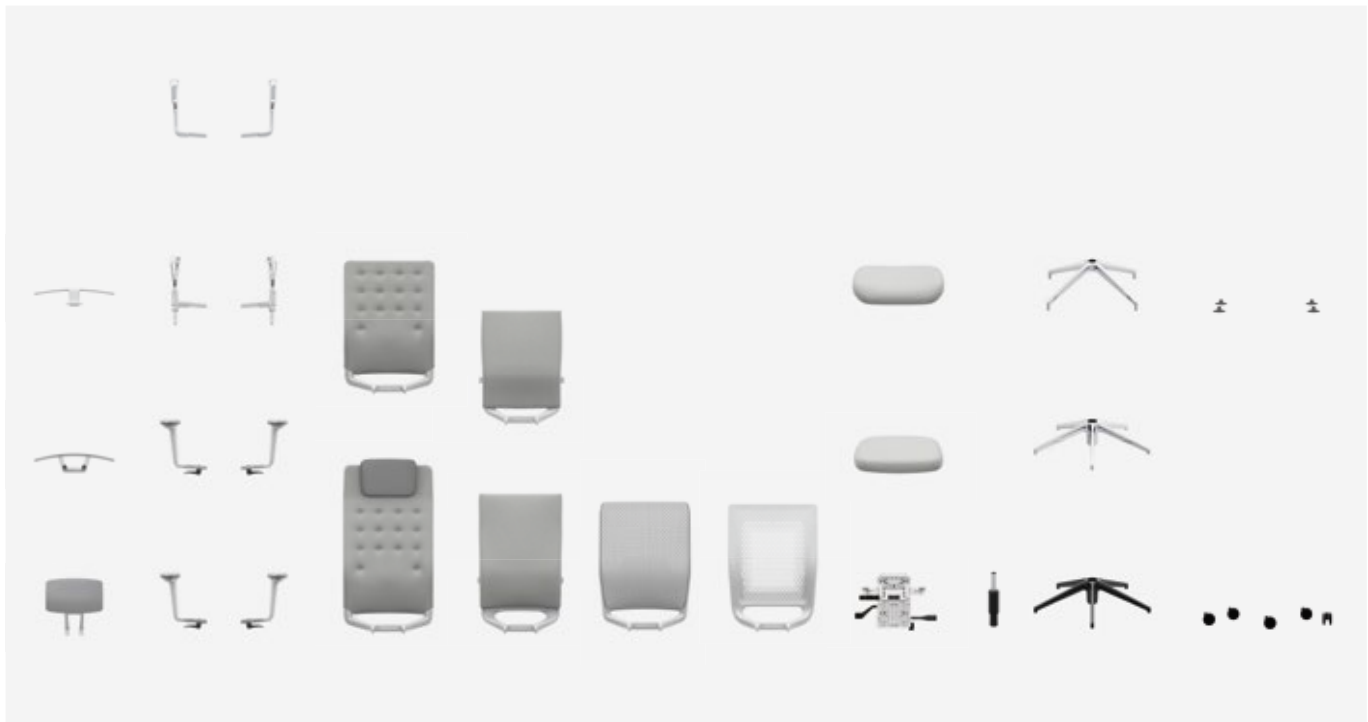
ID Chairs in fresh grey tones blend in perfectly with any office setting.



Different shades of blue lend a calming note to rooms and spaces.



ID Trim, ID Soft and ID Soft L – in classic black.



Components of the modular ID Chair system

The ID Chair Concept offers countless customisation options to suit individual users. Choices between the precisely adjustable FlowMotion mechanism, various types of backrests, bases and armrests as well as many different colours and upholstery covers make it possible for every individual user and every company to find their 'own' ID Chair. Despite the many possible combinations, it always remains essentially the same chair – bringing advantages both in terms of acquisition and maintenance.

The office swivel chair range is made up of many components to satisfy a wide spectrum of requirements with respect to aesthetics, materials, purpose and price. Choosing the right ID Chair begins with the following selection of basic models:

- ID Air** with perforated plastic backrest
- ID Mesh** with padded mesh backrest
- ID Soft** with classic upholstered backrest
- ID Soft L** with high upholstered backrest
- ID Trim** with narrow backrest
- ID Trim L** with high backrest



ID Air backrest with zones of varying flexibility

ID Air represents simplicity in design without relinquishing comfort. The one-piece plastic backrest of ID Air is manufactured in a patented process. The pattern of strategically placed perforations and the high-tech plastic material create firmer zones to provide support and more pliant zones to grant freedom of movement.


The flexibility of the backrest and effective air circulation are complemented by soft seat upholstery to ensure a high degree of comfort. Thanks to the easy-to-clean material, the backrest is also available in light colours, allowing high-contrast combinations with seat covers in a different shade.



Soft seat padding ensures superb comfort

With its pleasantly padded backrest, ID Soft presents clean lines and geometric forms, which give it an understated, sleek appearance. Thanks to its reductive aesthetic, ID Soft harmonises perfectly with a wide range of different architectural environments.

The backrest is height-adjustable and provides excellent support for the upper shoulder region. The support in the lumbar zone can be precisely adjusted to prevent the pelvis from tilting backwards.



Supportive lumbar zone



ID Trim and ID Trim L can be equipped with a clothes hanger

ID Trim conveys a sense of classic elegance and quality craftsmanship. The self-supporting backrest construction consists of a fabric or leather cover stretched across the frame. The multi-chamber padding creates an upholstered effect with comfortable support.


The interplay of the polyamide frame with the multi-chamber padding gives the backrest its three-dimensional range of movement. It adapts to the contours of the sitter's body and distributes varying degrees of flexibility and support to the correct zones (3-zone comfort).

1. Support in the lumbar zone: integrated lumbar cushion with optional height adjustment for effective support of the lower back. The lumbar cushion transitions smoothly into the flexible middle zone.
2. Flexibility in the thoracic zone: relieves strain in the muscles and spinal discs and maintains the head and shoulders in an upright position.
3. Support in the shoulder zone: keeps the neck from hyperextending so the neck muscles stay relaxed. The neck region remains in its natural position, which helps to prevent tension and strain.

ID Trim L provides additional support for the neck region and can also be used as an executive chair thanks to its high backrest.



ID Mesh with headrest
and clothes hanger



Three-dimensional Diamond
Mesh cover fabric

ID Mesh embodies technical transparency and lightness: fitted over a slender frame, the innovative spacer fabric has the translucent airiness of a net – yet it's as soft as a slim cushion. This structure not only provides a comfortable upholstered effect, but also ensures pleasant ventilation.

The backrest consists of just two plastic parts: the frame and the adjustable lumbar support. This construction provides support in the lumbar region and flexibility for the upper back. ID Mesh can be outfitted with a clothes hanger and a headrest.

Human beings have a natural urge to move – even while seated. Ideally, an office swivel chair should not only offer freedom of movement but also encourage dynamic sitting habits. With this in mind, Vitra developed the FlowMotion mechanism.

This patented mechanical unit supports the sitter across the full range of movement - the first to do so not merely when the user leans back but also when the seat is tilted forward. Nearly all functions can be adjusted while sitting in the chair, and just a few quick turns of an adjustment screw enable precision tuning from minimum to maximum resistance. Even if the settings are not optimally adjusted on occasion, the chair still retains its ergonomic properties.

The functional features of the compact and robust FlowMotion mechanism come in four different combinations:

- with forward tilt and seat depth adjustment
- with forward tilt, without seat depth adjustment
- without forward tilt, with seat depth adjustment
- without forward tilt and without seat depth adjustment



The harmonious range of motion enabled by the FlowMotion mechanism encourages the user to develop dynamic sitting habits. The adjustment options for the backrest resistance and the forward tilt function allow the user to assume any position between the maximally reclined lounging angle and the forward-tilted sitting posture, exploiting the full range of movement without physical exertion. The sitter enjoys unlimited freedom of movement but is supported by the chair at all times.

Benefits of active sitting:

- promotes spinal health by enhancing the supply of nutrients to vertebral discs.
- keeps the muscles supplied with oxygen, which helps to prevent tension and strain.
- activates circulation and supports inner organ function. This enhances the ability to concentrate and helps relieve physical tension and stress.



The FlowMotion mechanism offers forward tilt adjusted to the user's weight.



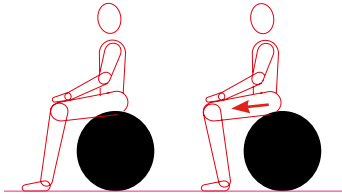
The ID Chair provides support in any position.



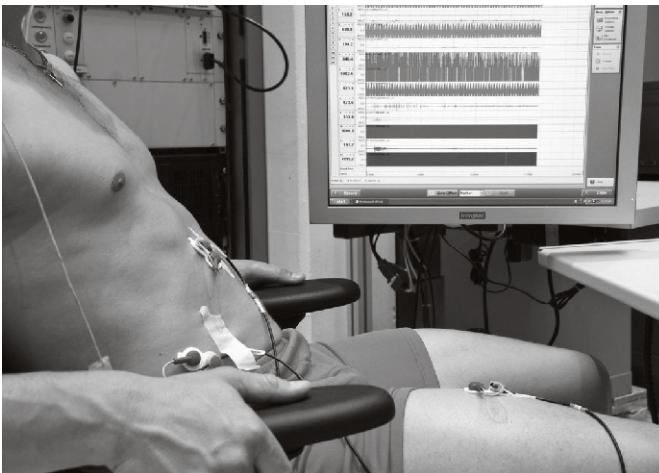
Movement activates the muscles and relieves pressure on the spinal discs.



A study conducted by the Institute for Biomechanics at the Swiss Federal Institute of Technology Zurich (ETH) demonstrated that the chair's range of movement is fully utilised. This is an indication that the chair enables dynamic sitting. The forward tilt function gives users the same kind of experience as sitting on an exercise ball.



EMG measurements have shown that using the weight-dependent forward tilt position increases muscle activity in the stomach and back, which stabilises the lumbar vertebrae.



EMG (electromyography)

MRI measurements have proven that the forward tilt function triggers movement in all segments of the lower spine. This relieves pressure and enhances diffusion of nutrients to the vertebral discs.

The active prevention of health problems can be reinforced by dynamic sitting, with the forward tilt position having an especially positive effect.



Upright MRI, Zurich

3D ARMRESTS



The 3D armrests feature adjustable height, width and depth and a 360° swivel function. The comfortable, soft armrest pads prevent pressure points from forming.

2D ARMRESTS



The 2D armrests are adjustable in height and width. The comfortable, soft armrest pads prevent pressure points from forming.

HEIGHT-ADJUSTABLE RING ARMRESTS



The height-adjustable ring armrests in polished die-cast aluminium are ideally suited for conference venues.

FIXED RING ARMRESTS



The fixed ring armrests in polished die-cast aluminium provide an elegant, minimalist solution for conference settings.

CONTOUR SEAT

The ID Chair's contour seat is a voluminous seat with a curved profile, which offers the sitter an immediate sense of exceptional comfort. Its contoured design provides support and stability. The contour seat is generously upholstered with high-quality foam padding and comes in the full range of fabric and leather covers designed for the ID Chair Concept. It can only be combined with chair mechanisms featuring seat depth adjustment.




STANDARD SEAT

The standard ID Chair seat is elegantly designed with a comfortably padded flat cushion, which also allows considerable lateral movement. The high-quality padded foam core ensures lasting comfort. The standard seat is available in the complete range of fabric and leather covers and can be combined with all chair mechanisms.



COVER FABRICS

Diamond Mesh Home/Office,



Diamond Mesh is a technical spacer fabric with a three-dimensional honeycomb structure. The hollow cells in the hexagonal structure facilitate air circulation and ensure comfortable thermal conditions. These characteristics, combined with the technical, yet vibrant look of this robust knit, make it an excellent choice for office settings.

Diamond Mesh is available in 9 colours.

ID Mesh (backrest only)




24
soft grey




21
dim grey



79
ice grey



67
asphalt




68
avocado




66
nero



71
mauve grey



54
brown



77
brick

Material	100% polyester
Weight	600 g/m ² (17.7 oz/y ²)
Width	165 cm (64")
Abrasion resistance	45,000 Martindale
Fastness to light	Type 6
Pilling	Grade 4-5
Fastness to rubbing	Grade 4-5 dry and wet

Silk Mesh Home/Office, F6o



Silk Mesh is a three-dimensional spacer fabric. Thanks to the air cells in the regular honeycomb structure, the fabric not only provides a comfortable cushioning effect but also ensures a pleasant seating climate. Silk Mesh is extremely robust and well suited for use in office environments.


Silk Mesh is available in 9 colours.

ID Air, ID Mesh, ID Soft, ID Soft L


Material	100% polyester
Weight	300 g/m ² (8.8 oz/y ²)
Width	170 cm +/- 3 cm (67")
Abrasion resistance	40,000 / 100,000 Martindale (nero)
Fastness to light	Type 6
Pilling	Grade 4-5
Fastness to rubbing	Grade 4-5 dry and wet



24
soft grey




67
asphalt




79
ice grey




66
nero



68
avocado



54
brown



21
dim grey




77
brick



71
mauve grey

Laser Home/Office, F40






































With its distinctive woven structure, Laser makes a robust and striking cover fabric. The varied palette offers a wide selection of colours, with the duotones showing off the woven structure to even greater advantage. Practical and easy to care for, as well as durable and highly abrasion-resistant, Laser is also well suited for office environments.

Laser is available in 35 colours.

Material	100% polyester Trevira CS
Weight	520 g/m ² (15.3 oz/y ²)
Width	145 cm +/- 2 cm (57")
Abrasion resistance	40,000 Martindale
Fastness to light	Type 6
Pilling	Grade 4-5
Fastness to rubbing	Grade 4-5 dry and wet

ID Air, ID Mesh (seat only), ID Soft, ID Soft L, ID Trim, ID Trim L

 17 ice blue/ivory	 55 grass green	 56 teal blue	 18 dark blue/ivory	 57 dark blue	 37 nero/moor brown
 13 stone grey	 09 green	 29 petrol/moor brown	 51 ice blue	 21 dark blue/moor brown	 50 black brown
 23 yellow/pastel green	 26 mint/pastel green	 28 light grey/forest	 20 ice blue/moor brown	 03 dark grey	 36 nero/cognac
 25 light grey/pastel green	 27 mint/forest	 22 dark blue/forest	 19 blue/moor brown	 04 black	 06 dark red

 35 red/moor brown	 53 poppy red				
 01 red	 31 pink/poppy red	 05 warmgrey			
 33 marron/poppy red	 30 light grey/poppy red	 16 warmgrey/ivory			
 32 red/poppy red	 24 yellow/poppy red	 10 ivory			

Plano Home/Office, F30






Plano is a robust plain weave with a flat, even texture. The wide palette of duotones with new, delicate washed-out shades includes many relatively neutral hues, a good number of which are coordinated with the Hopsak colour range. Thanks to its durability and longevity, Plano is also an ideal choice for office furnishings.

Plano is available in 39 colours.

Material	100% polyester
Weight	265 g/m ² (7.8 oz/y ²)
Width	142 cm +/- 2 cm (56")
Abrasion resistance	80,000 Martindale
Fastness to light	Type 6
Pilling	Grade 4-5
Fastness to rubbing	Grade 4-5 dry and wet

ID Air, ID Mesh (nur Sitz), ID Soft, ID Soft L, ID Trim, ID Trim L

 05 cream white/ sierra grey	 34 grass green/ forest	 12 light grey/ice blue	 81 blue/coconut	 19 sierra grey	 73 nero/coconut
 18 light grey/ sierra grey	 61 classic green/ cognac	 17 forest/sierra grey	 86 dark blue/brown	 74 sierra grey/nero	 66 nero
 39 yellow/pastel green	 41 classic green/ forest	 40 coconut/forest	 13 nero/ice blue	 69 dark grey	 54 brown
 68 avocado	 52 mint/forest	 43 petrol/nero	 87 nero/cream white	 62 dark grey/nero	 75 marron/nero
 67 cognac	 72 poppy red	 84 poppy red/ champagne			
 11 marron/cognac	 07 orange	 15 pink/sierra grey	 99 cognac/parchment		
 98 dark red/nero	 96 red/cognac	 16 dark red/ice blue	 20 tobacco/cream white		
 97 red/coconut	 63 red/poppy red	 80 coffee	 03 parchment/ cream white		

Twill Home/Office, F60



The high percentage of natural fibres gives Twill very pleasant tactile qualities and an inviting appearance. Extremely durable with excellent abrasion resistance, it combines the qualities typically found in home furnishings with the demanding requirements of the project sector.


Twill is available in 18 colours.

ID Air, ID Mesh (seat only), ID Soft, ID Soft L, ID Trim, ID Trim L

Material	30% polyamide, 70% new wool
Weight	325 g/m ² (9.6 oz/y ²)
Width	155 cm +/- 2 cm (61")
Abrasion resistance	100,000 Martindale
Fastness to light	Type 6
Pilling	Grade 4-5
Fastness to rubbing	Grade 4-5 dry and wet



Volo Home/Office, F6o



Volo is a finely structured wool blend with a refined weave that gives it an elegant appearance. This expressive textile shows strong solid colours to full advantage while simultaneously offering pleasant tactile qualities. With its soft look and appealing texture, Volo is a perfect fit for home interiors, but it is also well suited for use in the contract sector.

Volo is available in 17 colours.

Material	15% polyamide, 85% new wool
Weight	435 g/m ² (12.8 oz/y ²)
Width	145 cm +/- 3 cm (57")
Abrasion resistance	100,000 Martindale
Fastness to light	Type 6
Pilling	Grade 4-5
Fastness to rubbing	Grade 4-5 dry and wet

ID Air, ID Mesh (seat only), ID Soft, ID Soft L, ID Trim, ID Trim L



Leather Home/Office, L20



The standard grade leather used by Vitra is a robust cowhide leather, dyed-through, pigmented and embossed with an even grain pattern. Since it is hard-wearing and easy to maintain, it can also be used in office environments.

Leather is available in 16 colours.

ID Trim, ID Trim L

Material Robust cowhide with a distinctive, even grain

Fastness to light Type 6

Thickness 1.1–1.3 mm

Fastness to rubbing Grade 4 dry and wet



CARE INSTRUCTIONS

Vacuuming is sufficient for the removal of dust and lint from upholstery fabrics. For the treatment of spots on cover fabrics and plastic surfaces, we recommend the use of a soft, damp cloth and a mild, neutral cleaning agent. Polished aluminium can be wiped with a normal glass cleaner and dried with a clean cloth. For the care of leather covers, please consult the

instructions in the leather brochure included with the product. Further maintenance information can be provided by your Vitra sales representative; the removal of difficult stains should always be entrusted to an expert cleaning company.

We recommend the use of environmentally friendly cleaning agents as well as regular care of your furnishings and the prompt treatment of spots and stains. Before using a detergent or other cleaning agent, it is advisable to test it on a concealed area.



Vitra Test Centre

All Vitra office chairs are subjected to rigorous testing, based on the parameters of 15 years of use, at the company's own Test Centre. Vitra carries out tests that go far beyond standard requirements, with an

inspection catalogue comprised of the world's toughest tests (simulation of worst-case usage).

Over the years, Vitra has developed additional tests of its own that are not found in any official catalogue of standards.



Blue Angel

The ID Chair Concept bears the 'Blue Angel' environmental label for low-emission upholstered furniture, which certifies that the manufacturing methods and materials of the product comply with guidelines for environmental protection and consumer safety. The Blue Angel (1978) is one of the oldest environmental labels.



Greenguard

The GREENGUARD label for indoor air quality (2001) recognises products that contribute to the creation of healthier indoor environments.



GS

With the GS seal for tested safety, a state-authorised inspection institute certifies the suitability and safety of the construction and monitors production at regular intervals.




Ergonomics Approved

The LGA certificate 'Ergonomics Approved' confirms the fulfilment of ergonomic requirements and testing criteria that exceed the minimum legal regulations for office swivel chairs.

BIFMA

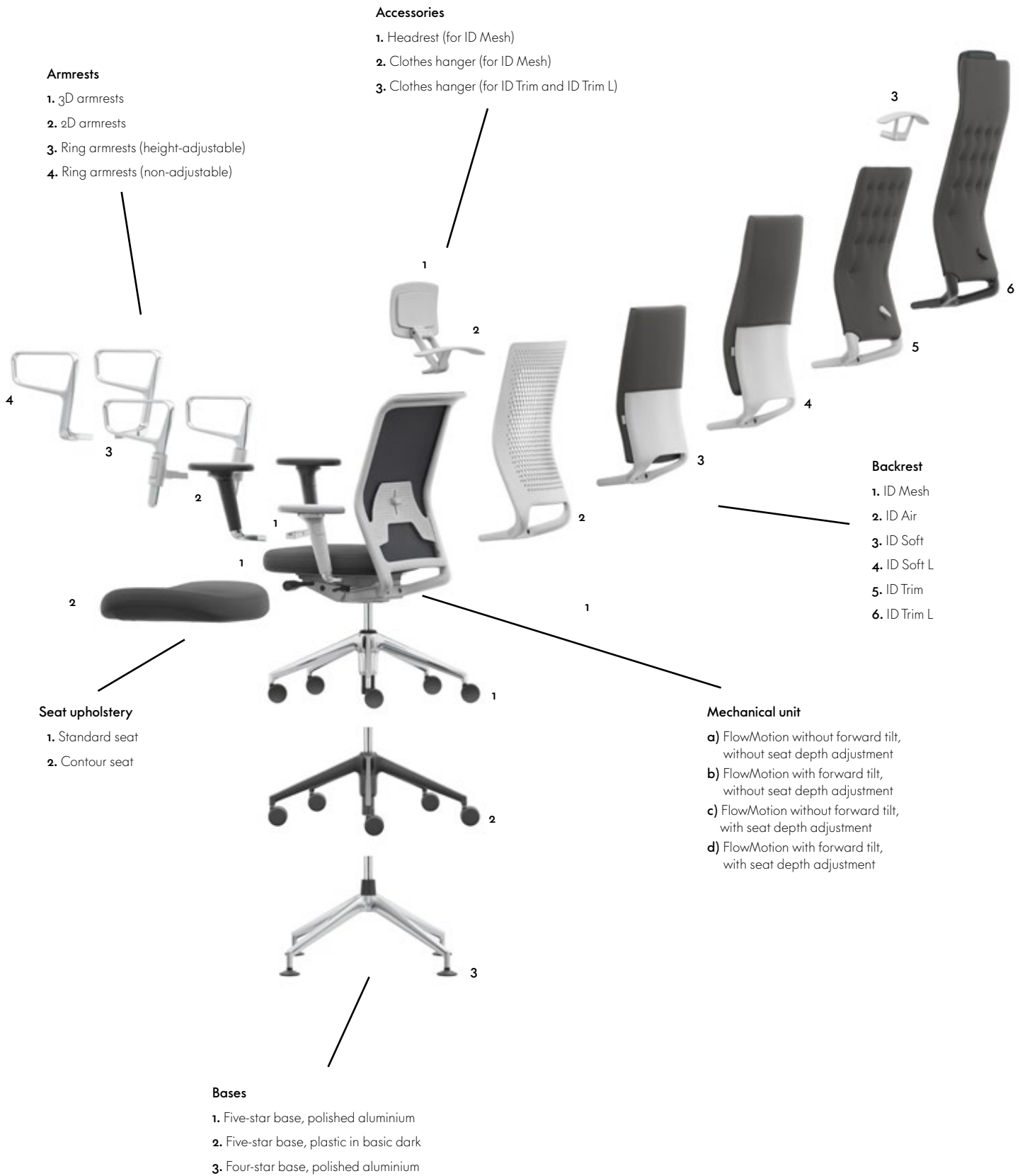
Bifma

ID Chair fulfils the ANSI/BIFMA standard X5.1-2011, thus meeting the stringent safety requirements for the US market.



The construction of ID Chairs uses the smallest possible number of components, and its constituent materials are easy to separate for subsequent recycling. The chairs are up to 95% recyclable and consist of up to 48% recycled materials. They have been awarded the 'Blue Angel' seal for low-emission upholstered furniture and GREENGUARD certification for indoor air quality.

All ID Chairs share the same technical platform, which greatly facilitates maintenance and servicing. Parts subject to wear are simple to replace, the backrest and seat can be disassembled without the need for special tools, and the seat covers are easy to remove.



Armrests

- 1. 3D armrests
- 2. 2D armrests
- 3. Ring armrests (height-adjustable)
- 4. Ring armrests (non-adjustable)

Accessories

- 1. Headrest (for ID Mesh)
- 2. Clothes hanger (for ID Mesh)
- 3. Clothes hanger (for ID Trim and ID Trim L)

Backrest

- 1. ID Mesh
- 2. ID Air
- 3. ID Soft
- 4. ID Soft L
- 5. ID Trim
- 6. ID Trim L

Seat upholstery

- 1. Standard seat
- 2. Contour seat

Mechanical unit

- a) FlowMotion without forward tilt, without seat depth adjustment
- b) FlowMotion with forward tilt, without seat depth adjustment
- c) FlowMotion without forward tilt, with seat depth adjustment
- d) FlowMotion with forward tilt, with seat depth adjustment

Bases

- 1. Five-star base, polished aluminium
- 2. Five-star base, plastic in basic dark
- 3. Four-star base, polished aluminium

ID Air

Antonio Citterio, 2012

vitra.



ID Air with contour seat and back in soft light



ID Air with fixed ring armrests, standard seat and back in soft light



ID Air with fixed ring armrests, contour seat and back in basic dark

Office swivel chair with 2D or 3D armrests in accordance with EN 1335, Ergonomic Seal of Approval.

Mechanical unit: FlowMotion mechanism, can be locked in the upright sitting position. Mechanical unit matches the frame colour (basic dark or soft grey). Optionally available with or without synchronised forward tilt (can be disengaged) and with or without seat depth adjustment. Individual adjustment of backrest resistance and forward tilt.

Backrest: perforated plastic backrest in polypropylene (basic dark, soft grey or soft light).

Armrests: 2D armrests with adjustable height and width or 3D armrests with adjustable height, width and depth and 360° swivel

function. Armrest supports in polished aluminium. Armrest sleeves in polyamide matched to the frame colour (basic dark or soft grey). With polyurethane pads in basic dark (for frames in basic dark) or dim grey (for frames in soft grey). Optionally available with ring armrests in polished die-cast aluminium, with or without height adjustment, for use in conference areas. For height-adjustable ring armrests, armrest supports in polyamide are matched to the frame colour (basic dark or soft grey).

Seat: polyurethane foam upholstery. Seat cover in woven fabric or 3D spacer fabric. Optionally available with contoured seat.

Base: five-star base in polyamide (basic dark) or polished die-cast aluminium, equipped with

double castors (Ø 60 mm) or glides.

Conference version: conference chair with four-star swivel base in polished die-cast aluminium on glides in accordance with EN 16139. FlowMotion conference mechanism (no forward tilt, no seat depth adjustment) with individual adjustment of backrest resistance; fixed seat height with shock-absorbing seat suspension for added comfort.



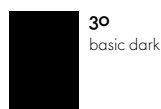
52
soft light



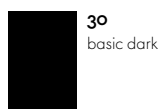
53
soft grey



53
soft grey



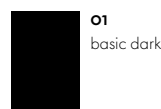
30
basic dark



30
basic dark



03
aluminium
polished

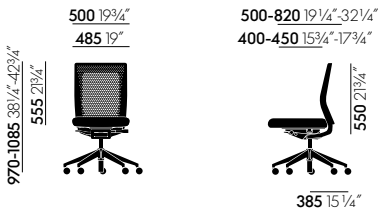


01
basic dark

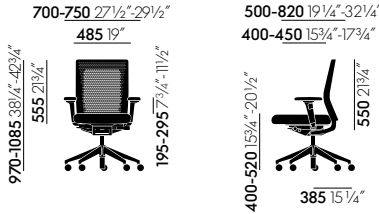
Backrest colour ID Air

Frame

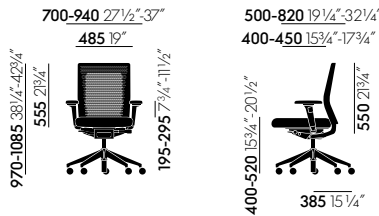
Base



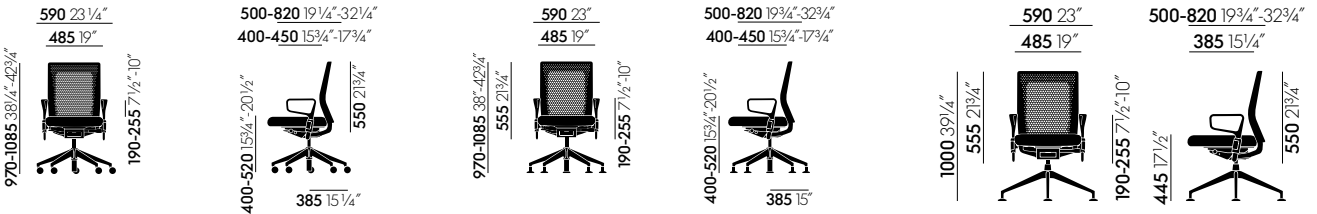
ID Air without armrests



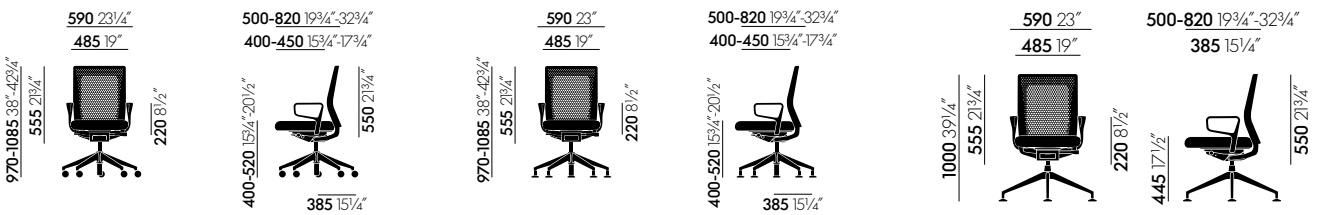
ID Air with 2D armrests



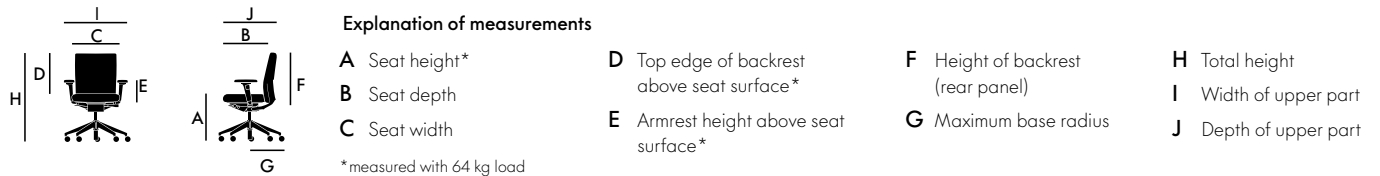
ID Air with 3D armrests



ID Air with height-adjustable ring armrests



ID Air with fixed ring armrests



ID Mesh

Antonio Citterio, 2010

vitra.



ID Mesh with 2D armrests and contour seat



ID Mesh with 3D armrests, standard seat, headrest and clothes hanger



ID Mesh with 2D armrests and standard seat

Office swivel chair with 2D or 3D armrests in accordance with EN 1335, Ergonomic Seal of Approval. The version equipped with the FlowMotion mechanism with forward tilt and seat depth adjustment complies with BS 5459-2 (24-hour test).

Mechanical unit: FlowMotion mechanism, can be locked in the upright sitting position. Mechanical unit matches the frame colour (basic dark or soft grey). Optionally available with or without synchronised forward tilt (can be disengaged) and with or without seat depth adjustment. Individual adjustment of backrest resistance and forward tilt.

Backrest: frame in polyamide (basic dark or soft grey). With height-adjustable lumbar support. Backrest cover in Diamond Mesh 3D spacer fabric (mesh look) or Silk Mesh (solid look). For Silk Mesh covers in soft grey, mauve grey and ice grey, the reverse side is in soft grey. For Silk Mesh covers in brown, nero and

asphalt, the reverse side is in nero. For Silk Mesh covers in avocado, brick and dim grey, the reverse side is matched to the frame colour (soft grey or nero).

Armrests: 2D armrests with adjustable height and width or 3D armrests with adjustable height, width and depth and 360° swivel function. Armrest supports in polished aluminium. Armrest sleeves in polyamide matched to the frame colour (basic dark or soft grey). With polyurethane pads in basic dark (for frames in basic dark) or dim grey (for frames in soft grey). Optionally available with ring armrests in polished die-cast aluminium, with or without height adjustment, for use in conference areas. For height-adjustable ring armrests, armrest supports in polyamide are matched to the frame colour (basic dark or soft grey).

Seat: polyurethane foam upholstery. Optionally available with contoured seat. Seat cover in woven fabric or 3D spacer fabric.

Base: five-star base in polyamide (basic dark) or polished die-cast aluminium, equipped with double castors (Ø 60 mm) or glides.

Accessories: headrest in polyamide (basic dark or soft grey) with adjustable angle and height, retrofit option. With polyurethane pad in basic dark (for headrest in basic dark) or dim grey (for headrest in soft grey). Clothes hanger in polyamide (basic dark or soft grey), retrofit option (max. weight load: 2 kg). Headrest and clothes hanger can be used separately or in combination.

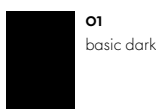
Conference version: conference chair with four-star swivel base in polished die-cast aluminium on glides in accordance with EN 16139. FlowMotion conference mechanism (no forward tilt, no seat depth adjustment) with individual adjustment of backrest resistance; fixed seat height with shock-absorbing seat suspension for added comfort.




03
aluminium
polished



53
soft grey



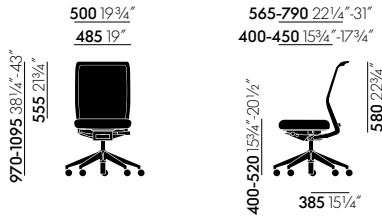
01
basic dark



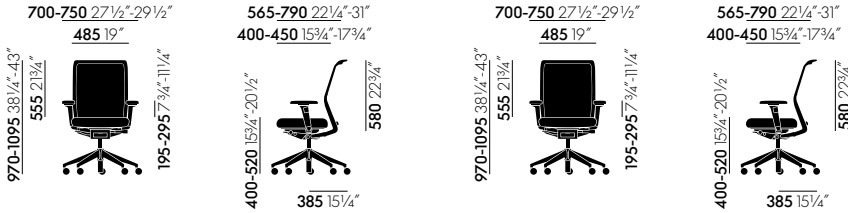
30
basic dark

Base

Frame

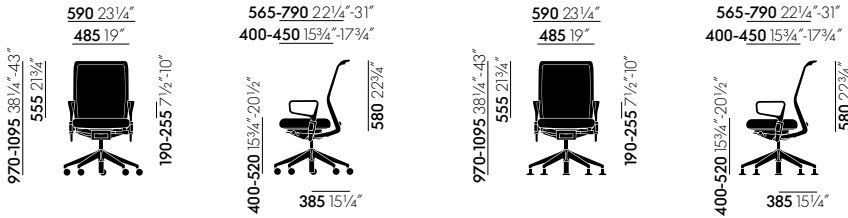


ID Mesh without armrests

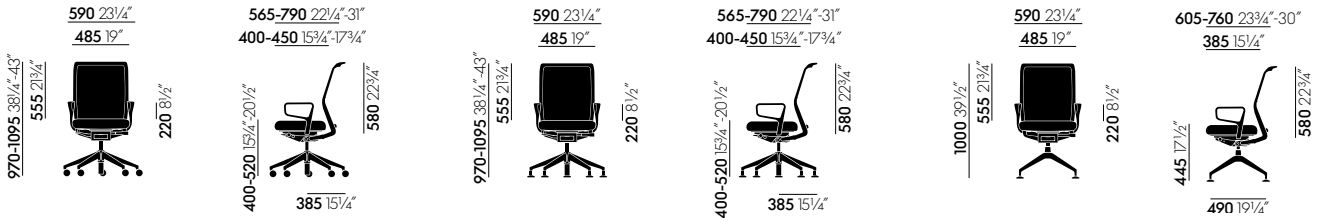


ID Mesh with 2D armrests

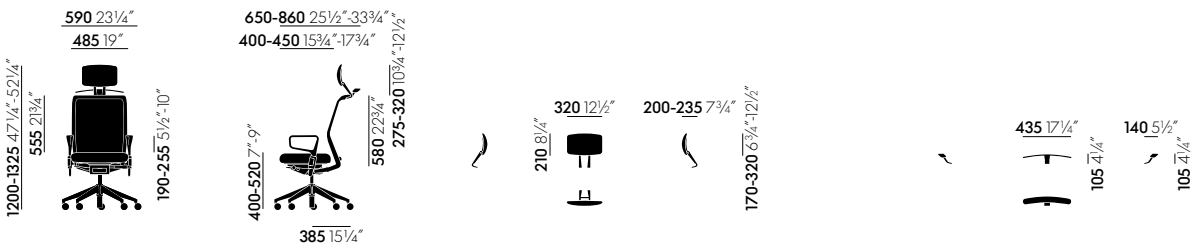
ID Mesh with 3D armrests



ID Mesh with height-adjustable ring armrests



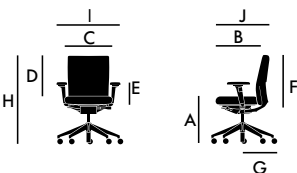
ID Mesh with fixed ring armrests



ID Mesh with headrest and clothes hanger

ID Mesh headrest

ID Mesh clothes hanger



Explanation of measurements

- A Seat height*
- B Seat depth
- C Seat width
- D Top edge of backrest above seat surface*
- E Armrest height above seat surface*
- F Height of backrest (rear panel)
- G Maximum base radius
- H Total height
- I Width of upper part
- J Depth of upper part

*measured with 64 kg load

ID Soft

Antonio Citterio, 2010

vitra.



ID Soft with 3D armrests and standard seat



ID Soft with fixed ring armrests and contour seat



ID Soft with 2D armrests and contour seat

Office swivel chair with 2D or 3D armrests in accordance with EN 1335, Ergonomic Seal of Approval. The version equipped with the FlowMotion mechanism with forward tilt and seat depth adjustment complies with BS 5459-2 (24-hour test).

Mechanical unit: FlowMotion mechanism, can be locked in the upright sitting position. Mechanical unit matches the frame colour (basic dark or soft grey). Optionally available with or without synchronised forward tilt (can be disengaged) and with or without seat depth adjustment. Individual adjustment of backrest resistance and forward tilt.

Backrest: height-adjustable backrest in polyamide (basic dark or soft grey) with padded cushion in polyurethane foam. Seat cover in woven fabric or 3D spacer fabric.

Armrests: 2D armrests with adjustable height and width or 3D armrests with adjustable height, width and depth and 360° swivel function. Armrest supports in polished aluminium. Armrest sleeves in polyamide matched to the frame colour (basic dark or soft grey). With polyurethane pads in basic dark (for frames in basic dark) or dim grey (for frames in soft grey). Optionally available with ring armrests in polished die-cast aluminium, with or without height adjustment, for use in conference areas. For height-adjustable ring armrests, armrest supports in polyamide are matched to the frame colour (basic dark or soft grey).

Seat: polyurethane foam upholstery. Optionally available with contoured seat. Seat and back covers in woven fabric or 3D spacer fabric.

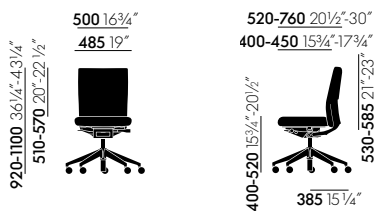
Base: five-star base in polyamide (basic dark) or polished die-cast aluminium, equipped with double castors (Ø 60 mm) or glides.

Conference version: conference chair with four-star swivel base in polished die-cast aluminium on glides in accordance with EN 16139. FlowMotion conference mechanism (no forward tilt, no seat depth adjustment) with individual adjustment of backrest resistance; fixed seat height with shock-absorbing seat suspension for added comfort.

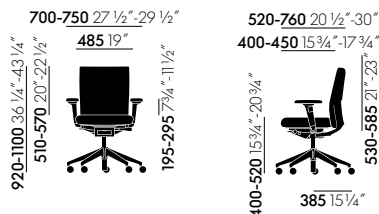


Base

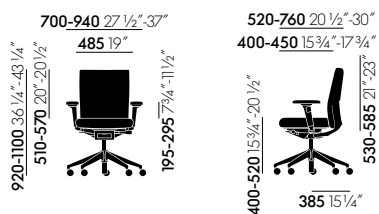
Frame



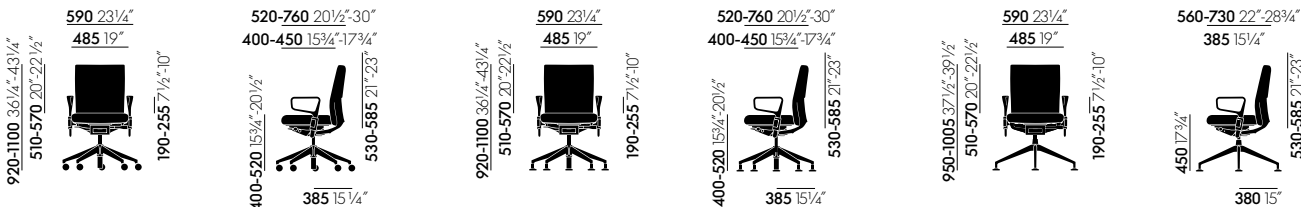
ID Soft without armrests



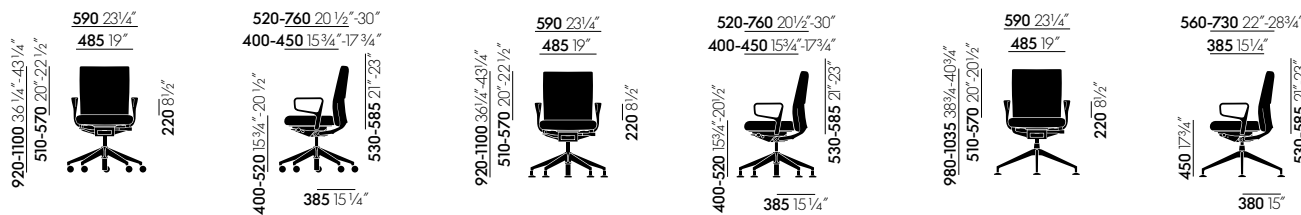
ID Soft with 2D armrests



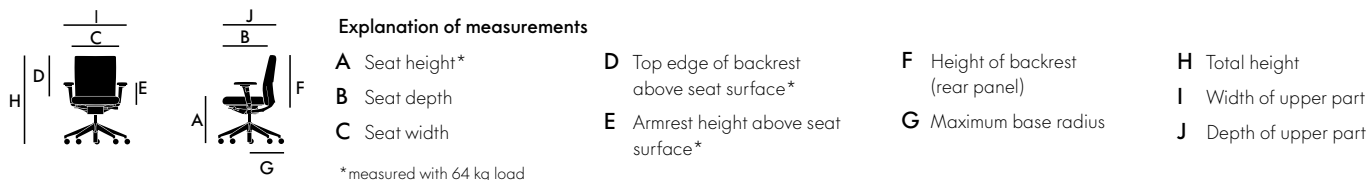
ID Soft with 3D armrests



ID Soft with height-adjustable ring armrests



ID Soft with fixed ring armrests



ID Soft L

Antonio Citterio, 2012

vitra.



ID Soft L with 2D armrests, standard seat and clothes hanger



ID Soft L with 2D armrests and contour seat



ID Soft L with 3D armrests and contour seat

Office swivel chair with 2D or 3D armrests in accordance with EN 1335, Ergonomic Seal of Approval (LGA Nuremberg).

Seat mechanism: FlowMotion mechanism, lockable in upright sitting position. Seat mechanism matches the frame colour (basic dark or soft grey). Optionally with or without synchronous forward tilt (can be disabled) or seat depth adjustment. Individual adjustment of backrest resistance and forward tilt.

Backrest: height-adjustable high backrest in polyamide (basic dark or soft grey) with padded cushion in polyurethane foam. Seat cover in woven fabric or 3D spacer fabric.

Armrests: 2D armrests with adjustable height and width or 3D armrests with adjustable height, width and depth and 360° swivel func-

tion. Armrest supports in polished aluminium. Armrest sleeves in polyamide are matched to the frame colour (basic dark or soft grey). With polyurethane pads in basic dark (for frames in basic dark) or dim grey (for frames in soft grey). Optionally available with ring armrests in polished die-cast aluminium, with or without height adjustment, for use in conference settings. For height-adjustable ring armrests, armrest supports in polyamide are matched to the frame colour (basic dark or soft grey).

Seat: polyurethane foam upholstery. Optionally available with contoured seat. Seat and back covers in woven fabric or 3D spacer fabric.

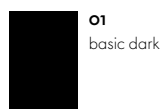
Base: five-star base in polyamide (basic dark) or polished die-cast aluminium, equipped with double castors (Ø 60 mm) or glides.

Accessories: clothes hanger in polyamide (basic dark or soft grey), max. weight load: 2 kg.

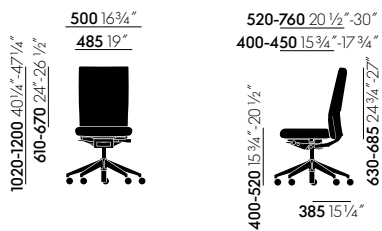
Conference version: conference chair with four-star swivel base in polished die-cast aluminium on glides in accordance with EN 16139. FlowMotion conference mechanism (no forward tilt, no seat depth adjustment) with individual adjustment of backrest resistance; fixed seat height with shock-absorbing seat suspension for added comfort.



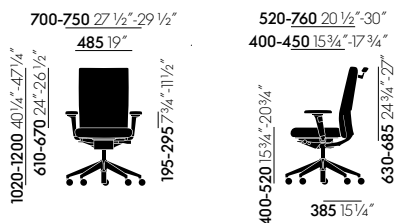
Frame



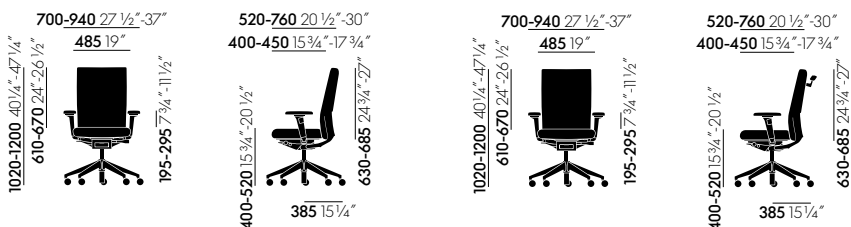
Base



ID Soft L without armrests

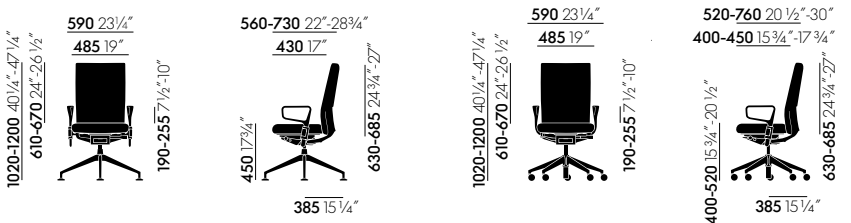


ID Soft L with 2D armrests and coat hanger

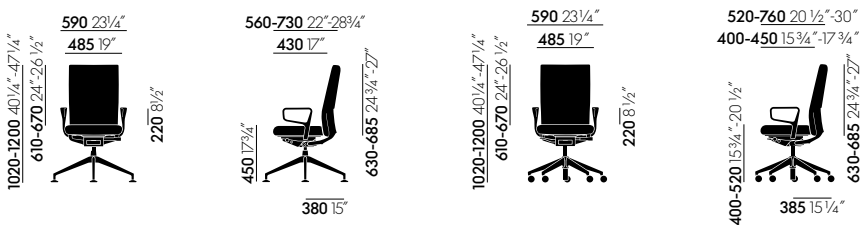


ID Soft L with 3D armrests

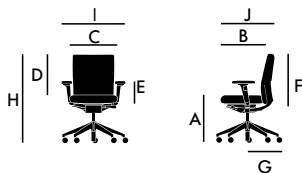
ID Soft L with 3D armrests and clothes hanger



ID Soft L with height-adjustable ring armrests



ID Soft L with fixed ring armrests



Explanation of measurements

- A Seat height*
- B Seat depth
- C Seat width
- D Top edge of backrest above seat surface*
- E Armrest height above seat surface*
- F Height of backrest (rear panel)
- G Maximum base radius
- H Total height
- I Width of upper part
- J Depth of upper part

* measured with 64 kg load

ID Trim

Antonio Citterio, 2010

vitra.



ID Trim with 3D armrests and standard seat



ID Trim with fixed ring armrests and standard seat



ID Trim with 3D armrests and standard seat

Office swivel chair with 2D or 3D armrests in accordance with EN 1335, Ergonomic Seal of Approval. The version equipped with the FlowMotion mechanism with forward tilt and seat depth adjustment complies with BS 5459-2 (24-hour test).

Mechanical unit: FlowMotion mechanism, can be locked in the upright sitting position. Mechanical unit matches the frame colour (basic dark or soft grey). Optionally available with or without synchronised forward tilt (can be disengaged) and with or without seat depth adjustment. Individual adjustment of backrest resistance and forward tilt.

Backrest: frame in polyamide (basic dark or soft grey). Optional height-adjustable lumbar cushion. Cover in fabric or leather.

Armrests: 2D armrests with adjustable height and width or 3D armrests with adjustable height, width and depth and 360° swivel function. Armrest supports in polished aluminium. Armrest sleeves in polyamide matched to the frame colour (basic dark or soft grey). With polyurethane pads in basic dark (for frames in basic dark) or dim grey (for frames in soft grey). Optionally available with ring armrests in polished die-cast aluminium, with or without height adjustment, for use in conference areas. For height-adjustable ring armrests, armrest supports in polyamide are matched to the frame colour (basic dark or soft grey).

Seat: polyurethane foam upholstery. Optionally available with contoured seat. Seat and back covers in fabric or leather. Leather covers are not recommended for chairs with forward tilt, since a leather surface might cause users to

slide off the seat.

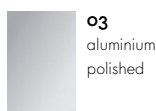
Base: five-star base in polyamide (basic dark) or polished die-cast aluminium, equipped with double castors (Ø 60 mm) or glides.

Accessories: clothes hanger in polyamide (basic dark or soft grey), max. weight load: 2 kg.

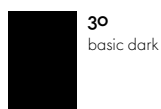
Conference version: conference chair with four-star swivel base in polished die-cast aluminium on glides in accordance with EN 16139. FlowMotion conference mechanism (no forward tilt, no seat depth adjustment) with individual adjustment of backrest resistance; fixed seat height with shock-absorbing seat suspension for added comfort.



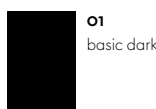
53
soft grey



03
aluminium
polished




30
basic dark



01
basic dark



21
dim grey

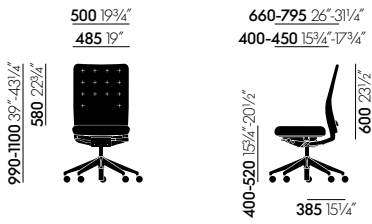


66
nero

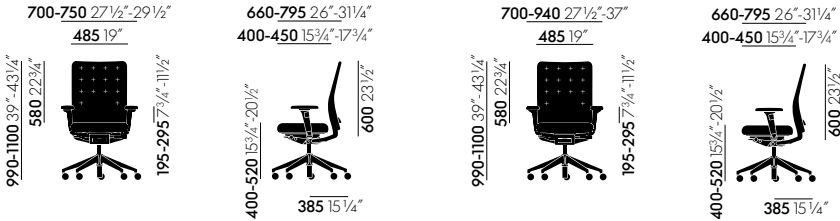
Frame

Base

Headrest, leather (with fabric cover)

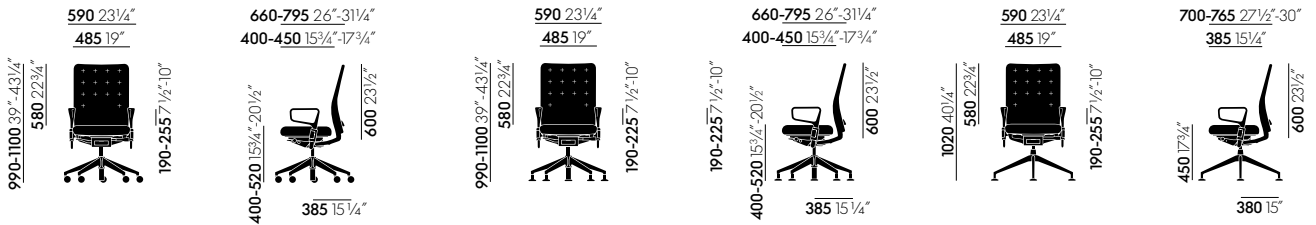


ID Trim without armrests

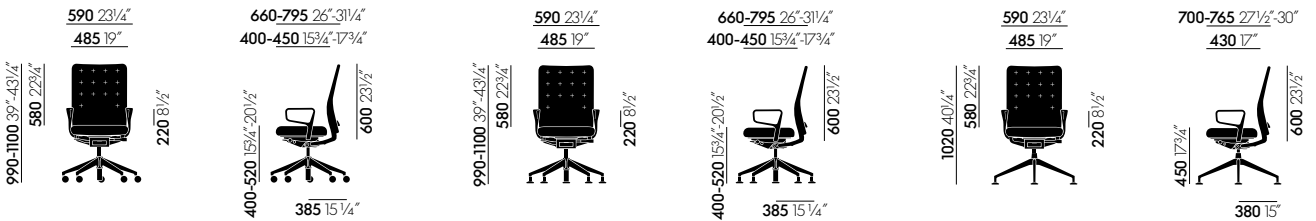


ID Trim with 2D armrests

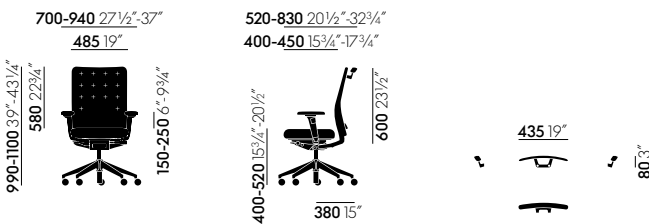
ID Trim with 3D armrests



ID Trim with height-adjustable ring armrests

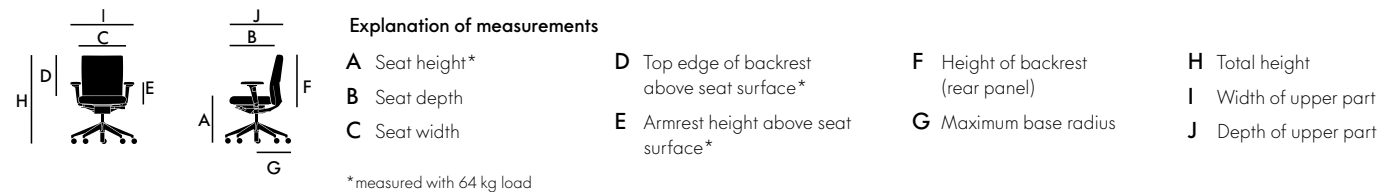


ID Trim with fixed ring armrests



ID Trim with clothes hanger

ID Trim clothes hanger



ID Trim L

Antonio Citterio, 2010

vitra.



ID Trim L with fixed ring armrests, standard seat, with four-star base



ID Trim L with 3D armrests and standard seat



ID Trim L with 2D armrests and standard seat

Office swivel chair with 2D or 3D armrests in accordance with EN 1335, Ergonomic Seal of Approval. The version equipped with the FlowMotion mechanism with forward tilt and seat depth adjustment complies with BS 5459-2 (24-hour test).

Mechanical unit: FlowMotion mechanism, can be locked in the upright sitting position. Mechanical unit matches the frame colour (basic dark or soft grey). Optionally available with or without synchronised forward tilt (can be disengaged) and with or without seat depth adjustment. Individual adjustment of backrest resistance and forward tilt.

Backrest: high backrest with integrated, height-adjustable headrest. Backrest frame in polyamide (basic dark or soft grey). Optional height-adjustable lumbar cushion. Upholstery

cover in fabric or leather. Headrest for leather upholstery in the corresponding leather colour; for fabric upholstery, headrest covered in dim grey leather or nero leather.

Armrests: 2D armrests with adjustable height and width or 3D armrests with adjustable height, width and depth and 360° swivel function. Armrest supports in polished aluminium. Armrest sleeves in polyamide matched to the frame colour (basic dark or soft grey). With polyurethane pads in basic dark (for frames in basic dark) or dim grey (for frames in soft grey). Optionally available with ring armrests in polished die-cast aluminium, with or without height adjustment, for use in conference areas. For height-adjustable ring armrests, armrest supports in polyamide are matched to the frame colour (basic dark or soft grey).

Seat: polyurethane foam upholstery. Optionally available with contoured seat. Seat and back covers in fabric or leather. Leather covers are not recommended for chairs with forward tilt, since a leather surface might cause users to slide off the seat.

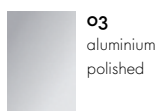
Base: five-star base in polyamide (basic dark) or polished die-cast aluminium, equipped with double castors (Ø 60 mm) or glides.

Accessories: clothes hanger in polyamide (basic dark or soft grey), max. weight load: 2 kg.

Conference version: conference chair with four-star swivel base in polished die-cast aluminium on glides in accordance with EN 16139. FlowMotion conference mechanism (no forward tilt, no seat depth adjustment) with individual adjustment of backrest resistance; fixed seat height with shock-absorbing seat suspension for added comfort.



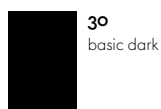
53
soft grey



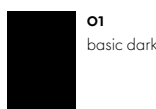
03
aluminium
polished




21
dim grey



30
basic dark



01
basic dark



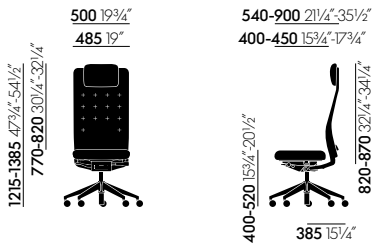
66
nero

Frame

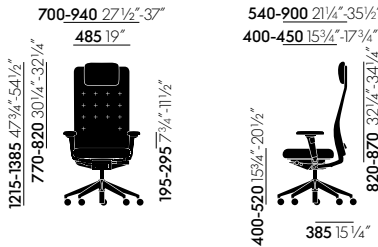
Base

Headrest, leather (with fabric cover)

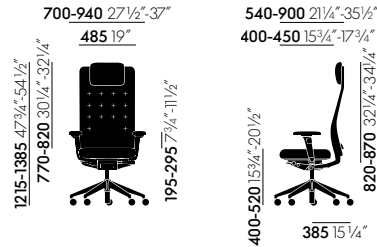
DIMENSIONS (in accordance with EN 1335-1)



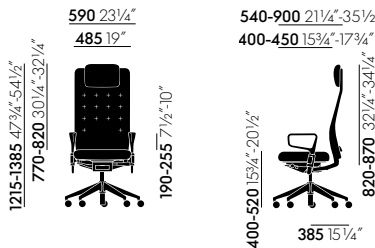
ID Trim L without armrests



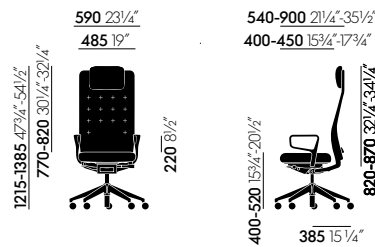
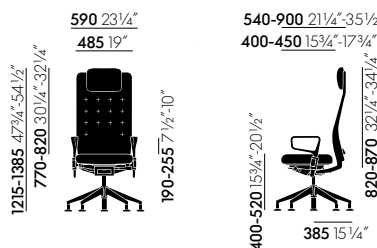
ID Trim L with 2D armrests



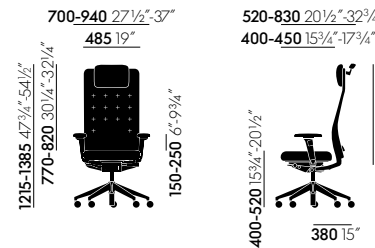
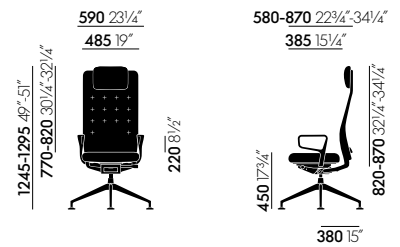
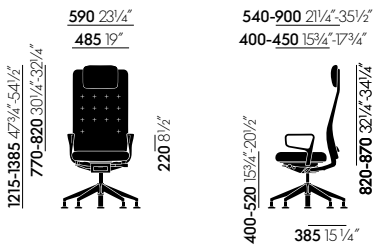
ID Trim L with 3D armrests



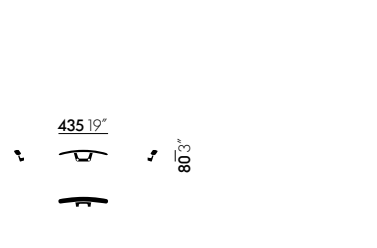
ID Trim L with height-adjustable ring armrests



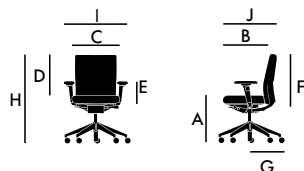
ID Trim L with fixed armrests



ID Trim L with clothes hanger



ID Trim clothes hanger



Explanation of measurements

- A Seat height*
- B Seat depth
- C Seat width
- D Top edge of backrest above seat surface*
- E Armrest height above seat surface*
- F Height of backrest (rear panel)
- G Maximum base radius
- H Total height
- I Width of upper part
- J Depth of upper part

*measured with 64 kg load

